



Prakash Industries Limited

Near I.O.C.L. Depot, Najafgarh - Bijwasan Road,
Bijwasan, New Delhi-110061
Tel. : 25305800, 28062115, 28063838, Fax : 91-11-28062119,
E-mail : pilho@prakash.com, Website : www.prakash.com

PIL/SE/SAC/Q2/2013-14

16th October, 2013

Listing Department
National Stock Exchange of India Ltd.
Exchange Plaza, 5th Floor, Plot No. C/1
G Block, Bandra-Kurla Complex, Bandra (E)
Mumbai - 400051

Listing Department
BSE Ltd.
Phiroze Jeejeebhoy Towers
Dalal Street,
Mumbai - 400001

Company Symbol : PRAKASH

Company Code : 506022

Sub : Shareholding pattern as on 30th September, 2013


Dear Sir,

As per clause 35 of the listing agreement, we are enclosing herewith Shareholding pattern in the format given by Stock Exchange for the quarter ended 30th September, 2013.

This is for your information and necessary records please.

Thanking you,

Yours faithfully,
For Prakash Industries Limited



Manoj Aggarwal
Company Secretary

Encl : Shareholding pattern

Introductory sub-table (I)(a)

Name of the Company	: Prakash Industries Ltd
Scrip Code, Name of the Scrip, class of security	: 506022, Prakash, Equity Shares
As on	: 30.09.2013

Partly paid up shares	No. of partly paid-up shares	As a % of total no. of partly paid-up shares	As a % of total no. of shares of the Company
Held by Promoter / Promoter Group	Nil	N.A.	N.A.
Held by Public	Nil	N.A.	N.A.
Total - D	Nil	N.A.	N.A.
Outstanding convertible securities	No. of outstanding securities	As a % of total no. of outstanding convertible securities	As a % of total no. of shares of the Company, assuming full conversion of the convertible securities
Held by Promoter / Promoter Group	Nil	N.A.	N.A.
Held by Public (FCCBs)	16003698	100.00	10.63
Total - E	16003698	100.00	10.63
Warrants	No. of warrants	As a % of total no. of warrants	As a % of total no. of shares of the Company, assuming full conversion of warrants
Held by Promoter / Promoter Group	Nil	N.A.	N.A.
Held by Public	Nil	N.A.	N.A.
Total - F	Nil	N.A.	N.A.
Total paid-up capital of the Company, assuming full conversion of warrants and convertible securities (Grand Total (A+B+C+D+E+F))	150492212		100.00



**Statement showing Shareholding Pattern
Table (I)(a)**

Category Code	Category of Shareholder	No. of Shareholders	Total No. of Shares	No. of Shares held in dematerialized form	Total shareholding as a percentage of total No. of shares		Shares pledged or otherwise encumbered	
					As a percentage of (A+B) (VI)	As a percentage of (A+B+C) (VII)	No. of Shares (VIII)	As a percentage (IX) = (VIII)/(IV)*100
(I)	(II)	(III)	(IV)	(V)	(VI)	(VII)	(VIII)	(IX)
(A)	Shareholding of Promoter and Promoter Group							
(1)	Indian							
(a)	Individuals/ Hindu Undivided Family	5	7165528	7165528	5.33	5.33	0	0.00
(b)	Central Govt. / State Govt(s).	-	-	-	-	-	-	-
(c)	Bodies Corporate	37	55356862	49202262	41.16	41.16	0	0.00
(d)	Financial Institutions / Banks	-	-	-	-	-	-	-
(e)	Any Other (specify)	-	-	-	-	-	-	-
	Sub-Total (A)(1)	42	62522390	56367790	46.49	46.49	0	0.00
(2)	Foreign	N.A.	N.A.	N.A.	N.A.	N.A.	N.A.	N.A.
(a)	Individuals (Non Resident Individuals / Foreign Individuals)							
(b)	Bodies Corporate							
(c)	Institutions / Banks							
(d)	Qualified Foreign Investor							
(e)	Any Other (specify)							
	Sub-Total (A)(2)	-	-	-	-	-	-	-
	Total Shareholding of Promoter and Promoter Group (A)=(A)(1)+(A)(2)	42	62522390	56367790	46.49	46.49	0	0.00
(B)	Public Shareholding						N.A.	N.A.
(1)	Institutions						N.A.	N.A.
(a)	Mutual Funds / UTI	8	4352187	4309687	3.24	3.24		
(b)	Financial Institutions / Banks	15	3785	1130	0.00	0.00		
(c)	Central Government / State Governments	-	-	-	-	-		
(d)	Venture Capital Funds	-	-	-	-	-		
(e)	Insurance Companies	3	739666	739468	0.55	0.55		
(f)	Foreign Institutional Investors	13	2692237	2690387	2.00	2.00		
(g)	Foreign Venture Capital Investors	-	-	-	-	-		
(h)	Qualified Foreign Investor	-	-	-	-	-		
(i)	Any Other (specify)	-	-	-	-	-		
	Sub-Total (B)(1)	39	7787875	7740670	5.79	5.79		
(2)	Non-institutions						N.A.	N.A.
(a)	Bodies Corporate	1120	34271582	33324208	25.48	25.48		
(b)	Individuals							
	i. Individual shareholders holding nominal share capital upto Rs.1 lakh	51729	19174469	16256675	14.26	14.26		
	ii. Individual shareholders holding nominal share capital in excess of Rs.1 lakh	303	9928446	9868746	7.38	7.38		
(c)	Qualified Foreign Investor	-	-	-	-	-		
(d)	Any Other (specify) NRIs / OBCs	434	803752	801289	0.60	0.60		
	Sub-Total (B)(2)	53586	64178249	60250918	47.72	47.72		
	Total Public Shareholding (B) = (B)(1)+(B)(2)	53625	71966124	67991588	53.51	53.51	N.A.	N.A.
	TOTAL (A) + (B)	53667	134488514	124359378	100.00	100.00		
(C)	Shares held by Custodians and against which Depository Receipts have been issued	N.A.	N.A.	N.A.	N.A.	N.A.	N.A.	N.A.
	GRAND TOTAL (A)+(B)+(C)	53667	134488514	124359378	100.00	100.00	0	0.00

Note

- 6154600 Nos. Equity Shares held by promoter group are in physical form and can not be dematerialised since these are relating to a matter which is subjudice



(1)(b) Statement Showing holding of securities (including shares, warrants, convertible securities) of persons belonging to the category "Promoter and Promoter Group"

Sr. No.	Name of the Shareholder	Details of shares held			Encumbered Shares			Details of warrants			Details of convertible securities		Total shares (including underlying full conversion of warrants and convertible securities) as a % of diluted shares capital
		No. of shares held (III)	As a % of grand total (A)+(B)+(C) (IV)	No. of shares (V)	As a % age (VI) = (V)/(III) * 100	As a % of grand total (A)+(B)+(C) of sub-clause (i)(a) (VII)	No. of warrants held (VIII)	As a % of total number of warrants of the same class (IX)	No. of convertible securities held (X)	As a % total number of convertible securities of the same held (XI)	(XII)		
1	SHRI V.P. AGARWAL	526884	0.39	0	0.00	0	0.00	0	0.00	0	0.00	0.35	
2	SHRI V.P. AGARWAL (HUF)	229389	0.17	0	0.00	0	0.00	0	0.00	0	0.00	0.15	
3	SMT. MOHINI AGARWAL	6123856	4.55	0	0.00	0	0.00	0	0.00	0	0.00	4.07	
4	SHRI VIKRAM AGARWAL	2668959	0.20	0	0.00	0	0.00	0	0.00	0	0.00	0.18	
5	SHRI BASU DEV AGARWAL	18540	0.01	0	0.00	0	0.00	0	0.00	0	0.00	0.01	
6	AIRCON SYSTEMS (INDIA) PVT. LTD.	96000	0.07	0	0.00	0	0.00	0	0.00	0	0.00	0.06	
7	AMBROSIA COMMERCE PVT. LTD.	1936500	1.44	0	0.00	0	0.00	0	0.00	0	0.00	1.29	
8	CHAIBASA STEEL PVT LTD	2500000	0.19	0	0.00	0	0.00	0	0.00	0	0.00	0.17	
9	DHRUV COMMERCE PVT. LTD.	1781500	1.32	0	0.00	0	0.00	0	0.00	0	0.00	1.18	
10	ESSENTIAL ELECTRONICS PVT. LTD.	899400	0.67	0	0.00	0	0.00	0	0.00	0	0.00	0.60	
11	EVERSHINE MERCANTILE PVT. LTD.	1921700	1.43	0	0.00	0	0.00	0	0.00	0	0.00	1.28	
12	EXCEL FINCAP PVT. LTD.	102135	0.08	0	0.00	0	0.00	0	0.00	0	0.00	0.07	
13	FOCUS SECURITIES & CREDITS PVT. LTD.	1460000	1.09	0	0.00	0	0.00	0	0.00	0	0.00	0.97	
14	FOUR WINGS MARKETING PVT. LTD.	401700	0.30	0	0.00	0	0.00	0	0.00	0	0.00	0.27	
15	GMK BUILDERS PVT. LTD.	8164800	6.07	0	0.00	0	0.00	0	0.00	0	0.00	5.43	
16	GOEL CONTAINERS PVT. LTD.	1378682	1.03	0	0.00	0	0.00	0	0.00	0	0.00	0.92	
17	HISAR TUBES PVT. LTD.	1350012	1.00	0	0.00	0	0.00	0	0.00	0	0.00	0.90	
18	HITECH MERCANTILE (INDIA) PVT. LTD.	3000695	2.23	0	0.00	0	0.00	0	0.00	0	0.00	1.99	
19	NEW ERA COMMERCE & SECURITIES PVT. LTD.	215985	0.16	0	0.00	0	0.00	0	0.00	0	0.00	0.14	
20	OCEAN ISPAT PVT. LTD.	300000	0.22	0	0.00	0	0.00	0	0.00	0	0.00	0.20	
21	PARCEK OVERSEAS PVT. LTD.	1200110	0.89	0	0.00	0	0.00	0	0.00	0	0.00	0.80	
22	PRAKASH CAPITAL SERVICES LTD.	1508467	1.12	0	0.00	0	0.00	0	0.00	0	0.00	1.00	
23	PRAKASH INDUSTRIAL FINANCE LTD.	904950	0.67	0	0.00	0	0.00	0	0.00	0	0.00	0.60	
24	PREMIER FINCAP PVT. LTD.	1243480	0.92	0	0.00	0	0.00	0	0.00	0	0.00	0.83	
25	PRIMENET GLOBAL LTD.	3278987	2.44	0	0.00	0	0.00	0	0.00	0	0.00	2.18	
26	PRIME MERCANTILE PVT. LTD.	3701470	2.75	0	0.00	0	0.00	0	0.00	0	0.00	2.46	
27	PROSPERO SECURITIES PVT. LTD.	611800	0.45	0	0.00	0	0.00	0	0.00	0	0.00	0.41	
28	ROURKELA STEEL PVT. LTD.	1566774	1.16	0	0.00	0	0.00	0	0.00	0	0.00	1.04	
29	SAMYAK SECURITIES PVT. LTD.	1500000	1.12	0	0.00	0	0.00	0	0.00	0	0.00	1.00	
30	SHIKHA MERCANTILE PVT. LTD.	70600	0.05	0	0.00	0	0.00	0	0.00	0	0.00	0.05	
31	SHREE LAKSHMI CAPITAL SERVICES PVT. LTD.	2311471	1.72	0	0.00	0	0.00	0	0.00	0	0.00	1.54	
32	SPRING MERCANTILE PVT. LTD.	1390900	1.03	0	0.00	0	0.00	0	0.00	0	0.00	0.92	
33	STYLE LEASING & FINANCE PVT. LTD.	1114400	0.83	0	0.00	0	0.00	0	0.00	0	0.00	0.74	
34	SUNVIN TRADING & INVESTMENT PVT. LTD.	1250000	0.93	0	0.00	0	0.00	0	0.00	0	0.00	0.83	
35	SUVARNA MARKETING PVT. LTD.	95000	0.07	0	0.00	0	0.00	0	0.00	0	0.00	0.06	
36	SUVARNA MERCANTILE PVT. LTD.	90910	0.07	0	0.00	0	0.00	0	0.00	0	0.00	0.06	
37	TECHDRIVE SOFTWARE LTD.	1155550	0.86	0	0.00	0	0.00	0	0.00	0	0.00	0.77	
38	TOOLS INDIA PVT. LTD.	500900	0.37	0	0.00	0	0.00	0	0.00	0	0.00	0.30	
39	UNITY MERCANTILE PVT. LTD.	251575	0.19	0	0.00	0	0.00	0	0.00	0	0.00	0.17	
40	VANSHI FARMS PVT. LTD.	777043	0.58	0	0.00	0	0.00	0	0.00	0	0.00	0.52	
41	VISION MERCANTILE PVT. LTD.	2166700	1.61	0	0.00	0	0.00	0	0.00	0	0.00	1.44	
42	WELTER SECURITIES LTD.	5006666	3.72	0	0.00	0	0.00	0	0.00	0	0.00	3.33	
	TOTAL	62522390	46.49	0	0.00	0	0.00	0	0.00	0	0.00	41.55	




(1)(c) (i) Statement showing holding of securities (including shares, warrants, convertible securities) of persons belonging to the category "Public" and holding more than 1% of the total number of shares

Sr. No.	Name of the Shareholder	Number of Shares held	Shares as a percentage of total number of shares (i.e. Grand Total (A)+(B)+(C) indicated in Statement at para (1)(a) above)	Details of warrants		Details of convertible securities		Total shares (including underlying shares assuming full conversion of warrants and convertible securities) as a % of diluted shares capital
				No. of warrants held	As a % total number of warrants of the same class	No. of convertible securities held	% w.r.t. total number of convertible securities of the same class	
1	Amarjoti Vanijya Pvt. Ltd.	10375750	7.71	0	0.00	0	0.00	6.89
2	Reliance Capital Trustee Co. Ltd. A/c Reliance	4295883	3.19	0	0.00	0	0.00	2.85
3	Nilkanth Fincon Pvt. Ltd.	3439635	2.56	0	0.00	0	0.00	2.29
4	Rajnil Sales Pvt. Ltd.	2332584	1.73	0	0.00	0	0.00	1.55
5	Ankit Nivesh and Management Pvt. Ltd.	1753736	1.30	0	0.00	0	0.00	1.17
	Total	22197588	16.51	0	0.00	0	0.00	14.75

(1)(c) (ii) Statement showing holding of securities (including shares, warrants, convertible securities) of persons (together with PAC) belonging to the category "Public" and holding more than 5% of total number of shares of the Company

Sr. No.	Name(s) of the Shareholder(s) and the Persons Acting in Concert (PAC) with them	Number of Shares	Shares as a percentage of total number of shares (i.e. Grand Total (A)+(B)+(C) indicated in Statement at para (1)(a) above)	Details of warrants		Details of convertible securities		Total shares (including underlying shares assuming full conversion of warrants and convertible securities) as a % of diluted shares capital
				No. of warrants held	As a % total number of warrants of the same class	No. of convertible securities held	As a % total number of convertible securities of the same class held	
1	Amarjoti Vanijya Pvt. Ltd.	10375750	7.71	0	0.00	0	0.00	6.89
	Total	10375750	7.71	0	0.00	0	0.00	6.89



(1)(d) Statement showing details of Locked-in Shares

Sr. No.	Name of the Shareholder	Category of Shareholders (Promoters / Public)	Number of locked-in shares	Locked-in shares as a percentage of total number of shares (i.e. Grand Total (A)+(B)+(C) indicated in Statement at para (1)(a) above)
1				
2				
3				
4				
5				
	Total			

Not applicable

(II)(a) Statement showing details of depository receipts (DRs)

Sr. No.	Type of outstanding DR (ADRs, GDRs, SDRs etc.)	Number of outstanding DRs	Number of shares underlying outstanding DRs	Shares underlying outstanding DRs as a percentage of total number of shares (i.e. Grand Total (A)+(B)+(C) indicated in Statement at para (1)(a) above)
1				
2				
3				
4				
5				
	Total			

Not applicable

(II)(b) Statement showing holding of depository receipts (DRs), where underlying Shares are in excess of 1% of the total number of shares

Sr. No.	Name of the DR Holder	Type of outstanding DR (ADRs, GDRs, SDRs etc.)	Number of shares underlying outstanding DRs	Shares underlying outstanding DRs as a percentage of total number of shares (i.e. Grand Total (A)+(B)+(C) indicated in Statement at para (1)(a) above)
1				
2				
3				
4				
5				
	Total			

Not applicable

