



Prakash Industries Limited

Near I.O.C.L. Depot, Najafgarh - Bijwasan Road,
Bijwasan, New Delhi-110061 CIN : L27109HR1980PLC010724
Tel. : 28062115, 28063838, Fax : 91-11-28062119,
E-mail : pilho@prakash.com, Website : www.prakash.com

PIL/SE/SHP/Q2/2015

20th October, 2015

Listing Department
National Stock Exchange of India Ltd.
Exchange Plaza, 5th Floor, Plot No. C/1
G Block, Bandra-Kurla Complex, Bandra (E)
Mumbai - 400051

Listing Department
BSE Ltd.
Phiroze Jeejeebhoy Towers
Dalal Street,
Mumbai - 400001

Company Symbol : PRAKASH

Company Code : 506022

Sub : Shareholding pattern as on 30th September, 2015

Dear Sir,

As per clause 35 of the listing agreement, we are enclosing herewith Shareholding pattern in the format given by Stock Exchange for the quarter ended 30th September, 2015.

This is for your information and necessary records please.

Thanking you,

Yours faithfully,
For **Prakash Industries Limited**

Ashwini Kumar
Ashwini Kumar
Company Secretary




Encl : Shareholding pattern

Introductory sub-table (I)(a)

Name of the Company	: Prakash Industries Ltd
Scrip Code, Name of the Scrip, class of security	: 506022, Prakash, Equity Shares
As on	: 30.09.2015

Partly paid up shares	No. of partly paid-up shares	As a % of total no. of partly paid-up shares	As a % of total no. of shares of the Company
Held by Promoter / Promoter Group	Nil	N.A.	N.A.
Held by Public	Nil	N.A.	N.A.
Total - D	Nil	N.A.	N.A.
Outstanding convertible securities	No. of outstanding securities	As a % of total no. of outstanding convertible securities	As a % of total no. of shares of the Company, assuming full conversion of the convertible securities
Held by Promoter / Promoter Group	Nil	N.A.	N.A.
Held by Public (FCCBs)	23501936	100.00	14.88
Total - E	23501936	100.00	14.88
Warrants	No. of warrants	As a % of total no. of warrants	As a % of total no. of shares of the Company, assuming full conversion of warrants
Held by Promoter / Promoter Group	Nil	N.A.	N.A.
Held by Public	Nil	N.A.	N.A.
Total - F	Nil	N.A.	N.A.
Total paid-up capital of the Company, assuming full conversion of warrants and convertible securities (Grand Total (A+B+C+D+E+F))	157990450		100.00



**Statement showing Shareholding Pattern
Table (I)(a)**

Category Code	Category of Shareholder	No. of Shareholders	Total No. of Shares	No. of Shares held in dematerialized form	Total shareholding as a percentage of total No. of shares		Shares pledged or otherwise encumbered	
					As a percentage of (A+B) (VI)	As a percentage of (A+B+C) (VII)	No. of Shares (VIII)	As a percentage (IX)= (VIII)/(IV)*100
(I)	(II)	(III)	(IV)	(V)	(VI)	(VII)	(VIII)	(IX)
(A)	Shareholding of Promoter and Promoter Group							
(1)	Indian							
(a)	Individuals/ Hindu Undivided Family	5	7305169	7305169	5.43	5.43	0	0.00
(b)	Central Govt. / State Govt(s).	-	-	-	-	-	-	-
(c)	Bodies Corporate	36	55217221	49062621	41.06	41.06	46780000	84.72
(d)	Financial Institutions / Banks	-	-	-	-	-	-	-
(e)	Any Other (specify)	-	-	-	-	-	-	-
	Sub-Total (A)(1)	41	62522390	56367790	46.49	46.49	46780000	74.82
(2)	Foreign	N.A.	N.A.	N.A.	N.A.	N.A.	N.A.	N.A.
(a)	Individuals (Non Resident Individuals / Foreign Individuals)							
(b)	Bodies Corporate							
(c)	Institutions / Banks							
(d)	Qualified Foreign Investor							
(e)	Any Other (specify)							
	Sub-Total (A)(2)	-	-	-	-	-	-	-
	Total Shareholding of Promoter and Promoter Group (A)=(A)(1)+(A)(2)	41	62522390	56367790	46.49	46.49	46780000	74.82
(B)	Public Shareholding						N.A.	N.A.
(1)	Institutions						N.A.	N.A.
(a)	Mutual Funds / UTI	7	53904	13004	0.04	0.04		
(b)	Financial Institutions / Banks	15	3785	1130	0.00	0.00		
(c)	Central Government / State Governments	-	-	-	-	-		
(d)	Venture Capital Funds	-	-	-	-	-		
(e)	Insurance Companies	2	300	100	0.00	0.00		
(f)	Foreign Institutional Investors	18	3993062	3991212	2.97	2.97		
(g)	Foreign Venture Capital Investors	-	-	-	-	-		
(h)	Qualified Foreign Investor	-	-	-	-	-		
(i)	Any Other (specify)							
	Sub-Total (B)(1)	42	4051051	4005446	3.01	3.01		
(2)	Non-institutions						N.A.	N.A.
(a)	Bodies Corporate	1078	30841955	29805353	22.93	22.93		
(b)	Individuals							
	i. Individual shareholders holding nominal share capital upto Rs.1 lakh	50715	21667639	19132120	16.11	16.11		
	ii. Individual shareholders holding nominal share capital in excess of Rs.1 lakh	355	14180385	14138865	10.54	10.54		
(c)	Qualified Foreign Investor	-	-	-	-	-		
(d)	Any Other (specify) NRIs / OBCs	476	1225094	1222631	0.91	0.91		
	Sub-Total (B)(2)	52624	67915073	64298969	50.50	50.50		
	Total Public Shareholding (B) = (B)(1)+(B)(2)	52666	71966124	68304415	53.51	53.51	N.A.	N.A.
	TOTAL (A) + (B)	52707	134488514	124672205	100.00	100.00		
(C)	Shares held by Custodians and against which Depository Receipts have been issued	N.A.	N.A.	N.A.	N.A.	N.A.	N.A.	N.A.
	GRAND TOTAL (A)+(B)+(C)	52707	134488514	124672205	100.00	100.00	46780000	34.78


Note :

- 6154600 Nos. Equity Shares held by promoter group are in physical form and can not be dematerialised since these are relating to a matter which is subjudice



(1)(b) Statement Showing holding of securities (including shares, warrants, convertible securities) of persons belonging to the category "Promoter and Promoter Group"

Sr. No.	Name of the Shareholder	Details of shares held		Encumbered Shares			Details of warrants		Details of convertible securities		Total shares (including underlying shares assuming full conversion of warrants and convertible securities) as a % of diluted shares capital
		No. of shares held (III)	As a % of grand total (A)+(B)+(C) (IV)	No. of shares (V)	As a % age (VI)=(V)/(III)* (VI)	As a % of grand total (A)+(B)+(C) of sub-clause (I)(e) (VII)	No. of warrants held (VIII)	As a % total number of warrants of the same class (IX)	No. of convertible securities held (X)	As a % total number of convertible securities of the same class (XI)	
(I)	(II)	(III)	(IV)	(V)	(VI)	(VII)	(VIII)	(IX)	(X)	(XI)	(XII)
1	SHRI V.P. AGARWAL	526884	0.39	0	0.00	0.00	0	0.00	0	0.00	0.33
2	SHRI V.P. AGARWAL (HUF)	229389	0.17	0	0.00	0.00	0	0.00	0	0.00	0.15
3	SMT. MOHINI AGARWAL	6123856	4.55	0	0.00	0.00	0	0.00	0	0.00	3.88
4	SHRI VIKRAM AGARWAL	406500	0.30	0	0.00	0.00	0	0.00	0	0.00	0.26
5	SHRI KANHA AGARWAL	18540	0.01	0	0.00	0.00	0	0.00	0	0.00	0.01
6	AIRCON SYSTEMS (INDIA) PVT. LTD.	96000	0.07	0	0.00	0.00	0	0.00	0	0.00	0.06
7	AMBROSIA COMMERCE PVT. LTD.	500000	0.37	200000	40.00	0.15	0	0.00	0	0.00	0.32
8	CHAIBASA STEEL PVT LTD	250000	0.19	0	0.00	0.00	0	0.00	0	0.00	0.16
9	DHRUV COMMERCE PVT. LTD.	5137050	3.82	5136500	99.99	3.82	0	0.00	0	0.00	3.25
10	ESSENTIAL ELECTRONICS PVT. LTD.	200400	0.15	0	0.00	0.00	0	0.00	0	0.00	0.13
11	EVERSHINE MERCANTILE PVT. LTD.	1921700	1.43	421700	21.94	0.31	0	0.00	0	0.00	1.22
12	EXCEL FINCAP PVT. LTD.	102135	0.08	100000	97.91	0.07	0	0.00	0	0.00	0.06
13	FOCUS SECURITIES & CREDITS PVT. LTD.	1460000	1.09	1050000	71.92	0.78	0	0.00	0	0.00	0.92
14	FOUR WINGS MARKETING PVT. LTD.	700	0.00	0	0.00	0.00	0	0.00	0	0.00	0.00
15	GMK BUILDERS PVT. LTD.	9566300	7.11	8430500	88.13	6.27	0	0.00	0	0.00	6.05
16	GOEL CONTAINERS PVT. LTD.	1470682	1.09	1470000	99.95	1.09	0	0.00	0	0.00	0.93
17	HISSAR TUBES PVT. LTD.	1350012	1.00	1310000	97.04	0.97	0	0.00	0	0.00	0.85
18	HI-TECH MERCANTILE (INDIA) PVT. LTD.	3000695	2.23	2585000	86.15	1.92	0	0.00	0	0.00	1.90
19	NEWERA COMMERCE & SECURITIES PVT. LTD.	251985	0.19	251900	99.97	0.19	0	0.00	0	0.00	0.16
20	OCEAN ISPAT PVT. LTD.	300000	0.22	0	0.00	0.00	0	0.00	0	0.00	0.19
21	PARREK OVERSEAS PVT. LTD.	1200110	0.89	900000	74.99	0.67	0	0.00	0	0.00	0.76
22	PRAKASH CAPITAL SERVICES LTD.	1688467	1.26	1688000	99.97	1.26	0	0.00	0	0.00	1.07
23	PRAKASH INDUSTRIAL FINANCE LTD.	904950	0.67	704000	77.79	0.52	0	0.00	0	0.00	0.50
24	PREMIER FINCAP PVT. LTD.	793480	0.59	718000	90.49	0.53	0	0.00	0	0.00	0.50
25	PRIME MERCANTILE PVT. LTD.	2953987	2.20	2952500	99.95	2.20	0	0.00	0	0.00	1.87
26	PRIME SECURITIES PVT. LTD.	3701470	2.75	2775400	74.98	2.06	0	0.00	0	0.00	2.34
27	PROSPERO SECURITIES PVT. LTD.	611800	0.45	566000	92.51	0.42	0	0.00	0	0.00	0.39
28	ROURKELA STEEL PVT. LTD.	866133	0.64	566000	65.35	0.42	0	0.00	0	0.00	0.55
29	SAMYAK SECURITIES PVT. LTD.	1000000	0.74	1000000	100.00	0.74	0	0.00	0	0.00	0.63
30	SHIKHA MERCANTILE PVT. LTD.	320600	0.24	0	0.00	0.00	0	0.00	0	0.00	0.20
31	SHREE LABH LAKSHMI CAPITAL SERVICES PVT. LTD.	2219471	1.65	1769000	79.70	1.32	0	0.00	0	0.00	1.40
32	SPRING MERCANTILE PVT. LTD.	1390900	1.03	1183000	85.05	0.88	0	0.00	0	0.00	0.88
33	STYLE LEASING & FINANCE PVT. LTD.	1114400	0.83	860000	77.17	0.64	0	0.00	0	0.00	0.71
34	SUNVIN TRADING & INVESTMENT PVT. LTD.	765000	0.57	765000	100.00	0.57	0	0.00	0	0.00	0.48
35	SUVARNA MARKETING PVT. LTD.	95000	0.07	0	0.00	0.00	0	0.00	0	0.00	0.06
36	SUVARNA MERCANTILE PVT. LTD.	90910	0.07	90000	99.00	0.07	0	0.00	0	0.00	0.06
37	TOOLS INDIA PVT. LTD.	900800	0.67	900000	99.90	0.67	0	0.00	0	0.00	0.57
38	UNITY MERCANTILE PVT. LTD.	1575	0.00	0	0.00	0.00	0	0.00	0	0.00	0.00
39	VANSHI FARMS PVT. LTD.	777043	0.58	475000	61.13	0.35	0	0.00	0	0.00	0.49
40	VISION MERCANTILE PVT. LTD.	3091700	2.30	2791000	90.27	2.08	0	0.00	0	0.00	1.96
41	WELTER SECURITIES PVT. LTD.	5121666	3.81	5121500	100.00	3.81	0	0.00	0	0.00	3.24
	TOTAL	5252390	45.49	4578000	74.82	34.78	0.00	0.00	0.00	0.00	39.57




(1)(c) (i) Statement showing holding of securities (including shares, warrants, convertible securities) of persons belonging to the category "Public" and holding more than 1% of the total number of shares

Sr. No.	Name of the Shareholder	Number of Shares held	Shares as a percentage of total number of shares (i.e. Grand Total (A)+(B)+(C) indicated in Statement at para (1)(a) above)	Details of warrants		Details of convertible securities		Total shares (including underlying full conversion of warrants and convertible securities) as a % of diluted shares capital
				No. of warrants held	As a % total number of warrants of the same class	No. of convertible securities held	% w.r.t. total number of convertible securities of the same class	
1	SMC Comtrade Ltd.	9000000	6.69	0	0.00	0	0.00	5.70
2	Jhunjhunwala Rakesh Radheshyam	4000000	2.97	0	0.00	0	0.00	2.53
	Total	13000000	9.67	0	0.00	0	0.00	8.23

(1)(c) (ii) Statement showing holding of securities (including shares, warrants, convertible securities) of persons (together with PAC) belonging to the category "Public" and holding more than 5% of total number of shares of the Company

Sr. No.	Name(s) of the Shareholder(s) and the Persons Acting in Concert (PAC) with them	Number of Shares	Shares as a percentage of total number of shares (i.e. Grand Total (A)+(B)+(C) indicated in Statement at para (1)(a) above)	Details of warrants		Details of convertible securities		Total shares (including underlying full conversion of warrants and convertible securities) as a % of diluted shares capital
				No. of warrants held	As a % total number of warrants of the same class	No. of convertible securities held	As a % total number of convertible securities of the same class held	
1	SMC Comtrade Ltd.	9000000	6.69	0	0.00	0	0.00	5.70
	Total	9000000	6.69	0	0.00	0	0.00	5.70



(1)(d) Statement showing details of Locked-in Shares

Sr. No.	Name of the Shareholder	Category of Shareholders (Promoters / Public)	Number of locked-in shares	Locked-in shares as a percentage of total number of shares {i.e. Grand Total (A)+(B)+(C) indicated in Statement at para (1)(a) above}
1				
2				
3				
4				
5				
	Total			

Not applicable

(II)(a) Statement showing details of depository receipts (DRs)

Sr. No.	Type of outstanding DR (ADRs, GDRs, SDRs etc.)	Number of outstanding DRs	Number of shares underlying outstanding DRs	Shares underlying outstanding DRs as a percentage of total number of shares {i.e. Grand Total (A)+(B)+(C) indicated in Statement at para (1)(a) above}
1				
2				
3				
4				
5				
	Total			

Not applicable

(II)(b) Statement showing holding of depository receipts (DRs), where underlying Shares are in excess of 1% of the total number of shares

Sr. No.	Name of the DR Holder	Type of outstanding DR (ADRs, GDRs, SDRs etc.)	Number of shares underlying outstanding DRs	Shares underlying outstanding DRs as a percentage of total number of shares {i.e. Grand Total (A)+(B)+(C) indicated in Statement at para (1)(a) above}
1				
2				
3				
4				
5				
	Total			

Not applicable

