



# Prakash Industries Limited

Near I.O.C.L. Depot, Najafgarh - Bijwasan Road,  
Bijwasan, New Delhi-110061  
Tel. : 25305800, 28062115, 28063838, Fax : 91-11-28062119,  
E-mail : pilho@prakash.com, Website : www.prakash.com

PIL/SE/SAC/Q3/2013-14

11<sup>th</sup> January, 2014

Listing Department  
National Stock Exchange of India Ltd.  
Exchange Plaza, 5th Floor, Plot No. C/1  
G Block, Bandra-Kurla Complex, Bandra (E)  
Mumbai - 400051

Listing Department  
BSE Ltd.  
Phiroze Jeejeebhoy Towers  
Dalal Street,  
Mumbai - 400001

Company Symbol : PRAKASH

Company Code : 506022

Sub : Shareholding pattern as on 31<sup>st</sup> December, 2013

Dear Sir,

As per clause 35 of the listing agreement, we are enclosing herewith Shareholding pattern in the format given by Stock Exchange for the quarter ended 31<sup>st</sup> December, 2013.


This is for your information and necessary records please.

Thanking you,

Yours faithfully,  
For Prakash Industries Limited

  
Manoj Aggarwal  
Company Secretary

Encl : Shareholding pattern



**Introductory sub-table (I)(a)**

<b>Name of the Company</b>		: Prakash Industries Ltd	
<b>Scrip Code, Name of the Scrip, class of security</b>		: 506022, Prakash, Equity Shares	
<b>As on</b>		: 31.12.2013	
<b>Partly paid up shares</b>	<b>No. of partly paid-up shares.</b>	<b>As a % of total no. of partly paid-up shares</b>	<b>As a % of total no. of shares of the Company</b>
Held by Promoter / Promoter Group	Nil	N.A.	N.A.
Held by Public	Nil	N.A.	N.A.
<b>Total - D</b>	Nil	N.A.	N.A.
<b>Outstanding convertible securities</b>	<b>No. of outstanding securities</b>	<b>As a % of total no. of outstanding convertible securities</b>	<b>As a % of total no. of shares of the Company, assuming full conversion of the convertible securities</b>
Held by Promoter / Promoter Group	Nil	N.A.	N.A.
Held by Public (FCCBs)	16003698	100.00	10.63
<b>Total - E</b>	16003698	100.00	10.63
<b>Warrants</b>	<b>No. of warrants</b>	<b>As a % of total no. of warrants</b>	<b>As a % of total no. of shares of the Company, assuming full conversion of warrants</b>
Held by Promoter / Promoter Group	Nil	N.A.	N.A.
Held by Public	Nil	N.A.	N.A.
<b>Total - F</b>	Nil	N.A.	N.A.
<b>Total paid-up capital of the Company, assuming full conversion of warrants and convertible securities (Grand Total (A+B+C+D+E+F))</b>	150492212		100.00




**Statement showing Shareholding Pattern  
Table (I)(a)**

Category Code	Category of Shareholder	No. of Shareholders	Total No. of Shares	No. of Shares held in dematerialized form	Total shareholding as a percentage of total No. of shares		Shares pledged or otherwise encumbered	
					As a percentage of (A+B) (VI)	As a percentage of (A+B+C) (VII)	No. of Shares (VIII)	As a percentage (IX)= (VIII)/(IV)*100
(I)	(II)	(III)	(IV)	(V)	(VI)	(VII)	(VIII)	(IX)
(A)	<b>Shareholding of Promoter and Promoter Group</b>							
(1)	<b>Indian</b>							
(a)	Individuals/ Hindu Undivided Family	5	7165528	7165528	5.33	5.33	0	0.00
(b)	Central Govt. / State Govt(s).	-	-	-	-	-	-	-
(c)	Bodies Corporate	37	55356862	49202262	41.16	41.16	0	0.00
(d)	Financial Institutions / Banks	-	-	-	-	-	-	-
(e)	Any Other (specify)	-	-	-	-	-	-	-
	<b>Sub-Total (A)(1)</b>	<b>42</b>	<b>62522390</b>	<b>56367790</b>	<b>46.49</b>	<b>46.49</b>	<b>0</b>	<b>0.00</b>
(2)	<b>Foreign</b>	<b>N.A.</b>	<b>N.A.</b>	<b>N.A.</b>	<b>N.A.</b>	<b>N.A.</b>	<b>N.A.</b>	<b>N.A.</b>
(a)	Individuals (Non Resident Individuals / Foreign Individuals)							
(b)	Bodies Corporate							
(c)	Institutions / Banks							
(d)	Qualified Foreign Investor							
(e)	Any Other (specify)							
	<b>Sub-Total (A)(2)</b>	<b>-</b>	<b>-</b>	<b>-</b>	<b>-</b>	<b>-</b>	<b>-</b>	<b>-</b>
	<b>Total Shareholding of Promoter and Promoter Group (A)=(A)(1)+(A)(2)</b>	<b>42</b>	<b>62522390</b>	<b>56367790</b>	<b>46.49</b>	<b>46.49</b>	<b>0</b>	<b>0.00</b>
(B)	<b>Public Shareholding</b>						<b>N.A.</b>	<b>N.A.</b>
(1)	<b>Institutions</b>						<b>N.A.</b>	<b>N.A.</b>
(a)	Mutual Funds / UTI	8	4351387	4308887	3.24	3.24		
(b)	Financial Institutions / Banks	15	3785	1130	0.00	0.00		
(c)	Central Government / State Governments	-	-	-	-	-		
(d)	Venture Capital Funds	-	-	-	-	-		
(e)	Insurance Companies	3	739666	739466	0.55	0.55		
(f)	Foreign Institutional Investors	11	2354804	2352954	1.75	1.75		
(g)	Foreign Venture Capital Investors	-	-	-	-	-		
(h)	Qualified Foreign Investor	-	-	-	-	-		
(i)	Any Other (specify)	-	-	-	-	-		
	<b>Sub-Total (B)(1)</b>	<b>37</b>	<b>7449642</b>	<b>7402437</b>	<b>5.54</b>	<b>5.54</b>		
(2)	<b>Non-institutions</b>						<b>N.A.</b>	<b>N.A.</b>
(a)	Bodies Corporate	1179	34884797	33937648	25.94	25.94		
(b)	Individuals							
	i. Individual shareholders holding nominal share capital upto Rs.1 lakh	50601	18696687	15812496	13.90	13.90		
	ii. Individual shareholders holding nominal share capital in excess of Rs.1 lakh	290	10138506	10078806	7.54	7.54		
(c)	Qualified Foreign Investor	-	-	-	-	-		
(d)	Any Other (specify) NRIs / OBCs	411	796492	794029	0.59	0.59		
	<b>Sub-Total (B)(2)</b>	<b>52481</b>	<b>64516482</b>	<b>60622979</b>	<b>47.97</b>	<b>47.97</b>		
	<b>Total Public Shareholding (B) = (B)(1)+(B)(2)</b>	<b>52518</b>	<b>71966124</b>	<b>68025416</b>	<b>53.51</b>	<b>53.51</b>	<b>N.A.</b>	<b>N.A.</b>
	<b>TOTAL (A) + (B)</b>	<b>52560</b>	<b>134488514</b>	<b>124393206</b>	<b>100.00</b>	<b>100.00</b>		
(C)	<b>Shares held by Custodians and against which Depository Receipts have been issued</b>	<b>N.A.</b>	<b>N.A.</b>	<b>N.A.</b>	<b>N.A.</b>	<b>N.A.</b>	<b>N.A.</b>	<b>N.A.</b>
	<b>GRAND TOTAL (A)+(B)+(C)</b>	<b>52560</b>	<b>134488514</b>	<b>124393206</b>	<b>100.00</b>	<b>100.00</b>	<b>0</b>	<b>0.00</b>

Note :

- 6154600 Nos. Equity Shares held by promoter group are in physical form and can not be dematerialised since these are relating to a matter which is subjudice



(1)(b) Statement Showing holding of securities (including shares, warrants, convertible securities) of persons belonging to the category "Promoter and Promoter Group"

Sr. No.	Name of the Shareholder	Details of shares held		Encumbered Shares			Details of warrants		Details of convertible securities		Total shares (including underlying shares assuming full conversion of warrants and convertible securities) as a % of diluted shares capital
		No. of shares held	As a % of grand total (A)+(B)+(C)	No. of shares	As a % age (V)=(V)/(iii)*	As a % of grand total (A)+(B)+(C) of sub-clause (i)(a)	No. of warrants held	As a % total number of warrants of the same class	No. of convertible securities held	As a % total number of convertible securities of the same held	
(i)	(ii)	(iii)	(iv)	(v)	(vi)	(vii)	(viii)	(ix)	(x)	(xi)	(xii)
1	SHRI V.P. AGARWAL	526884	0.39	0	100	0.00	0	0.00	0	0.00	0.35
2	SHRI V.P. AGARWAL (HUF)	229389	0.17	0	0.00	0.00	0	0.00	0	0.00	0.15
3	SMT. MOHINI AGARWAL	6123856	4.55	0	0.00	0.00	0	0.00	0	0.00	4.07
4	SHRI VIKRAM AGARWAL	266859	0.20	0	0.00	0.00	0	0.00	0	0.00	0.18
5	SHR. KANHA AGARWAL	18540	0.01	0	0.00	0.00	0	0.00	0	0.00	0.01
6	ARCON SYSTEMS (INDIA) PVT. LTD.	96000	0.07	0	0.00	0.00	0	0.00	0	0.00	0.06
7	AMBROSIA COMMERCE PVT. LTD.	1936500	1.44	0	0.00	0.00	0	0.00	0	0.00	1.29
8	CHAIBASA STEEL PVT LTD	250000	1.32	0	0.00	0.00	0	0.00	0	0.00	0.17
9	DHRUV COMMERCE PVT. LTD.	1781500	1.32	0	0.00	0.00	0	0.00	0	0.00	1.18
10	ESSENTIAL ELECTRONICS PVT. LTD.	899400	0.67	0	0.00	0.00	0	0.00	0	0.00	0.60
11	EVERSHINE MERCANTILE PVT. LTD.	1921700	1.43	0	0.00	0.00	0	0.00	0	0.00	1.28
12	EXCEL FINCAP PVT. LTD.	102135	0.08	0	0.00	0.00	0	0.00	0	0.00	0.07
13	FOUR WINGS MARKETING PVT. LTD.	1480000	1.09	0	0.00	0.00	0	0.00	0	0.00	0.97
14	GMK BUILDERS PVT. LTD.	401700	0.30	0	0.00	0.00	0	0.00	0	0.00	0.27
15	GOEL CONTAINERS PVT. LTD.	8164800	6.07	0	0.00	0.00	0	0.00	0	0.00	5.43
16	HISSAR TUBES PVT. LTD.	1378682	1.03	0	0.00	0.00	0	0.00	0	0.00	0.92
17	HITECH MERCANTILE (INDIA) PVT. LTD.	1350012	1.00	0	0.00	0.00	0	0.00	0	0.00	0.90
18	NEW ERA COMMERCE & SECURITIES PVT. LTD.	3000695	2.23	0	0.00	0.00	0	0.00	0	0.00	1.99
19	OCEAN ISPAT PVT. LTD.	215985	0.16	0	0.00	0.00	0	0.00	0	0.00	0.14
20	PAREEK OVERSEAS PVT. LTD.	300000	0.22	0	0.00	0.00	0	0.00	0	0.00	0.20
21	PROSPERO SECURITIES PVT. LTD.	1200110	0.89	0	0.00	0.00	0	0.00	0	0.00	0.80
22	SHIKHA CAPITAL SERVICES LTD.	1508467	1.12	0	0.00	0.00	0	0.00	0	0.00	1.00
23	PRAKASH INDUSTRIAL FINANCE LTD.	904950	0.67	0	0.00	0.00	0	0.00	0	0.00	0.60
24	PREMIER FINCAP PVT. LTD.	1243480	0.92	0	0.00	0.00	0	0.00	0	0.00	0.83
25	PRIMENET GLOBAL LTD.	3278967	2.44	0	0.00	0.00	0	0.00	0	0.00	2.18
26	PRIME MERCANTILE PVT. LTD.	3701470	2.75	0	0.00	0.00	0	0.00	0	0.00	2.46
27	PROSPERO SECURITIES PVT. LTD.	611800	0.45	0	0.00	0.00	0	0.00	0	0.00	0.41
28	ROURKELA STEEL PVT. LTD.	1566774	1.16	0	0.00	0.00	0	0.00	0	0.00	1.04
29	SAMYAK SECURITIES PVT. LTD.	1500000	1.12	0	0.00	0.00	0	0.00	0	0.00	1.00
30	SHIKHA MERCANTILE PVT. LTD.	70600	0.05	0	0.00	0.00	0	0.00	0	0.00	0.05
31	SHREE LABH LAKSHMI CAPITAL SERVICES PVT. LTD.	2311471	1.72	0	0.00	0.00	0	0.00	0	0.00	1.54
32	SPRING MERCANTILE PVT. LTD.	1390900	1.03	0	0.00	0.00	0	0.00	0	0.00	0.92
33	STYLE LEASING & FINANCE PVT. LTD.	1114400	0.83	0	0.00	0.00	0	0.00	0	0.00	0.74
34	SUNWIN TRADING & INVESTMENT PVT. LTD.	1250000	0.93	0	0.00	0.00	0	0.00	0	0.00	0.83
35	SUVARNA MARKETING PVT. LTD.	95000	0.07	0	0.00	0.00	0	0.00	0	0.00	0.06
36	SUVARNA MERCANTILE PVT. LTD.	90910	0.07	0	0.00	0.00	0	0.00	0	0.00	0.06
37	TECHDRIVE SOFTWARE LTD.	1155550	0.86	0	0.00	0.00	0	0.00	0	0.00	0.77
38	TOOLS INDIA PVT. LTD.	900900	0.67	0	0.00	0.00	0	0.00	0	0.00	0.60
39	UNITY MERCANTILE PVT. LTD.	251575	0.19	0	0.00	0.00	0	0.00	0	0.00	0.17
40	VANSHI FARMS PVT. LTD.	777043	0.58	0	0.00	0.00	0	0.00	0	0.00	0.52
41	VISION MERCANTILE PVT. LTD.	2166700	1.61	0	0.00	0.00	0	0.00	0	0.00	1.44
42	WELTER SECURITIES LTD.	5006666	3.72	0	0.00	0.00	0	0.00	0	0.00	3.33
	TOTAL	62522390	46.49	0	0.00	0.00	0	0.00	0	0.00	41.55




(1)(c) (i) Statement showing holding of securities (including shares, warrants, convertible securities) of persons belonging to the category "Public" and holding more than 1% of the total number of shares

Sr. No.	Name of the Shareholder	Number of Shares held	Shares as a percentage of total number of shares (i.e. Grand Total (A)+(B)+(C) indicated in Statement at para (1)(a) above)	Details of warrants		Details of convertible securities		Total shares (including underlying shares assuming full conversion of warrants and convertible securities) as a % of diluted shares capital
				No. of warrants held	As a % total number of warrants of the same class	No. of convertible securities held	% w.r.t. total number of convertible securities of the same class	
1	Amarjoti Vanijya Pvt. Ltd.	10375750	7.71	0	0.00	0	0.00	6.89
2	Reliance Capital Trustee Co. Ltd. A/c Reliance	4295883	3.19	0	0.00	0	0.00	2.85
3	Nikanth Fincon Pvt. Ltd.	4314897	3.21	0	0.00	0	0.00	2.87
4	Rajnil Sales Pvt. Ltd.	2332584	1.73	0	0.00	0	0.00	1.55
5	Ashlar Securities Pvt. Ltd.	1563718	1.16	0	0.00	0	0.00	1.04
6	Ankit Nivesh and Management Pvt. Ltd.	1753736	1.30	0	0.00	0	0.00	1.17
	<b>Total</b>	<b>24636568</b>	<b>18.32</b>	<b>0</b>	<b>0.00</b>	<b>0</b>	<b>0.00</b>	<b>16.37</b>

(1)(c) (ii) Statement showing holding of securities (including shares, warrants, convertible securities) of persons (together with PAC) belonging to the category "Public" and holding more than 5% of total number of shares of the Company

Sr. No.	Name(s) of the Shareholder(s) and the Persons Acting in Concert (PAC) with them	Number of Shares	Shares as a percentage of total number of shares (i.e. Grand Total (A)+(B)+(C) indicated in Statement at para (1)(a) above)	Details of warrants		Details of convertible securities		Total shares (including underlying shares assuming full conversion of warrants and convertible securities) as a % of diluted shares capital
				No. of warrants held	As a % total number of warrants of the same class	No. of convertible securities held	As a % total number of convertible securities of the same class	
1	Amarjoti Vanijya Pvt. Ltd.	10375750	7.71	0	0.00	0	0.00	6.89
	<b>Total</b>	<b>10375750</b>	<b>7.71</b>	<b>0</b>	<b>0.00</b>	<b>0</b>	<b>0.00</b>	<b>6.89</b>



(1)(d) Statement showing details of Locked-in Shares

Sr. No.	Name of the Shareholder	Category of Shareholders (Promoters / Public)	Number of locked-in shares	Locked-in shares as a percentage of total number of shares (i.e. Grand Total (A)+(B)+(C) indicated in Statement at para (1)(a) above)
1				
2				
3				
4				
5				
	Total			

**Not applicable**

(II)(a) Statement showing details of depository receipts (DRs)

Sr. No.	Type of outstanding DR (ADRs, GDRs, SDRs etc.)	Number of outstanding DRs	Number of shares underlying outstanding DRs	Shares underlying outstanding DRs as a percentage of total number of shares (i.e. Grand Total (A)+(B)+(C) indicated in Statement at para (1)(a) above)
1				
2				
3				
4				
5				
	Total			

**Not applicable**

(II)(b) Statement showing holding of depository receipts (DRs), where underlying Shares are in excess of 1% of the total number of shares

Sr. No.	Name of the DR Holder	Type of outstanding DR (ADRs, GDRs, SDRs etc.)	Number of shares underlying outstanding DRs	Shares underlying outstanding DRs as a percentage of total number of shares (i.e. Grand Total (A)+(B)+(C) indicated in Statement at para (1)(a) above)
1				
2				
3				
4				
5				
	Total			

**Not applicable**

